

**DISTRICT OFFICE, KENDRAPARA
(Welfare Section)**

No. / Date..... /

Quotation Call Notice

Sealed quotations in plain paper are invited for supply of double Decker/Single bed cot from intending manufactures / authorized dealers / register suppliers as per the approved design and specification communicated by ST & SC Dev. Deptt. vide G.O No. 31784 / SSD dtd. 7.9.09 & No. 37732 / SSD dtd. 15.10.09 which can be seen in the office of the Dist. Welfare Officer, Kendrapara during the office hours from 10 A.M to 4 P.M every day except holidays up to **31.8.2010** at **1 PM**. The interested bidders may also obtain detail information, design, specification and terms and conditions down loading from website www.kendrapara.nic.in and submit sealed quotations along with EMD of Rs. 2700 /- in favour of Dist. Welfare Officer, Kendrapara in shape of Bank draft which will be drawn at SBI, Kendrapara up to **31.8.2010** at **1 PM**. The quotations will be opened on the same date i.e. on **31.8.2010** at **4PM** in the office chamber of **Addl. District Magistrate, Kendrapara** in presence of quotationers.

sd/r

**Collector –cum- District Magistrate,
Kendrapara**

Memo No. /Dtd. /

Copy submitted to the Director Information & Public Relation Department, Orissa, Bhubaneswar for information. He is requested to take appropriate steps for publication of quotation call notice in one Oriya Daily News papers immediately.

sd/r

**Collector –cum- District Magistrate,
Kendrapara**

Memo No. 700 /Dtd. 12-8-10 /

Copy along with its enclosures submitted to the District Information Officer, NIC, Kendrapara for information. He is requested to publish the quotation call notice, term & conditions and specification in your website for publicity.


Collector -cum- District Magistrate,
Kendrapara

Memo No. / Dtd. /

Copy submitted to the Project Director, DRDA, Kendrapara / District Project Co-ordinator (SSA), Kendrapara / Sub-Collector, Kendrapara / All Block Development Officers & All Tahasildars of Kendrapara District for information. They are requested to publish the quotation Call Notice in their office Notice Board for wide publicity.

Copy to District Office, Kendrapara Notice Board.


Collector -cum- District Magistrate,
Kendrapara

1. Terms & Conditions

i. Quotation shall be received in the office of the Dist. Welfare Officer, Kendrapara up to 1 PM of 31.8.2010 along with Xerox copy of (a) valid registration certificate (b) valid ITCC (c) Pan card (d) VAT Clearance in form No. 612. The authority will not be held responsible for postal delay if any or non-receipt of the same.

ii. Quotations must be accompanied with EMD cost of Rs 2700 /- in favour of Dist. Welfare Officer, Kendrapara in safe of Bank draft payable at SBI, Kendrapara.

iii. Quotations will be opened on **31.8.2010** at **4 PM** in the Office Chamber of Addl. District Magistrate, Kendrapara.

iv. The offering rate of each set should be inclusive of all the taxes along with the transportation costs which would be delivered in different SSD schools of Kendrapara District.

v. The supplier has to supply all materials in good condition as per approved design and specification with in 30 days from the date of issue of supply order.

vi. Payment will be made subject to verification of the quality of the cots by the committee of technical Officers.

vii. 5% of the billing amount will be deducted towards security deposit and will be released after completion of audit or two years which is earlier. Any defect found within this period has to be rectified by the supplier free of cost, otherwise SD / EMD will be forfeited.

viii. The lowest quotationer has to supply a sample piece of cot for verification by the committee of technical Officers.

ix. The authority is competent to pass the order for supply of coats according to available of funds.

x. The authority reserves the right to reject any or all quotation without assigning any reason thereof.

2. Design & Specification of Double-Decker & single steel bed cots.

Copy enclosed

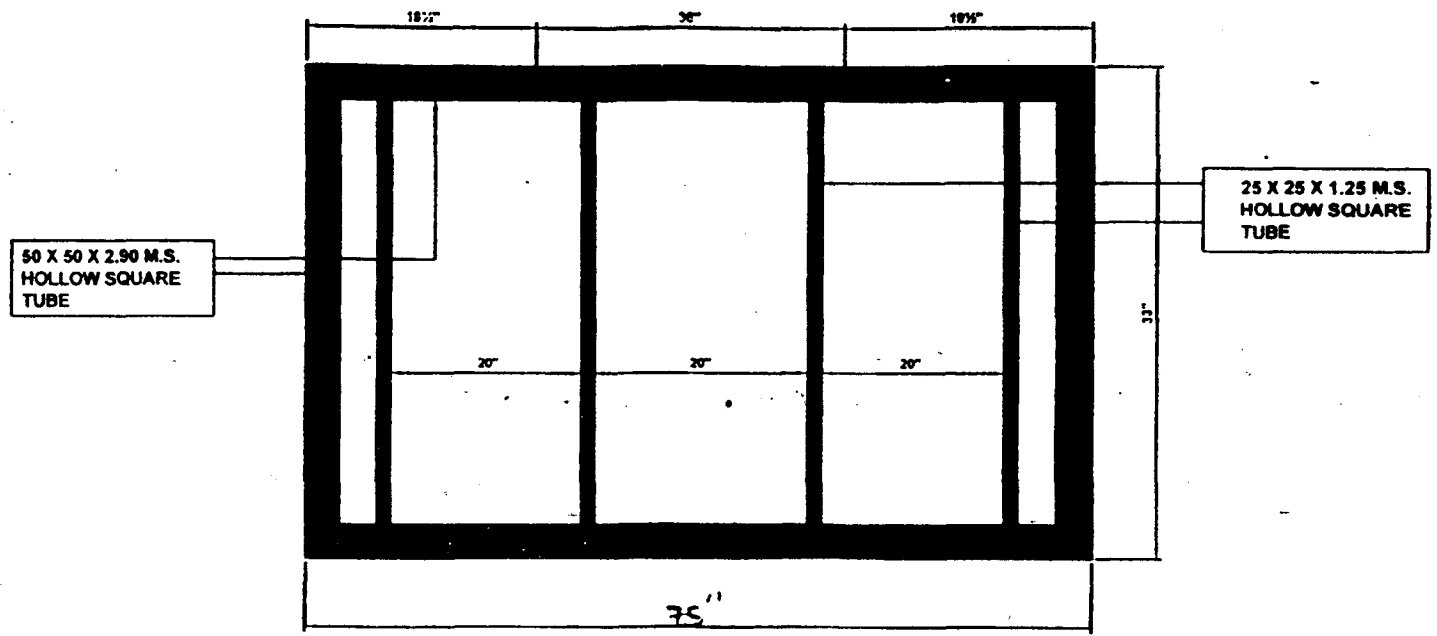
Sd/-

**Collector –cum- District Magistrate,
Kendrapara**

**DRAWING, DESIGN AND SPECIFICATIONS OF
DOUBLE DECKER COT FOR HOSTEL BOARDERS**

ANNEXURE -

15/300



(TOP & BOTTOM BED PLAN)

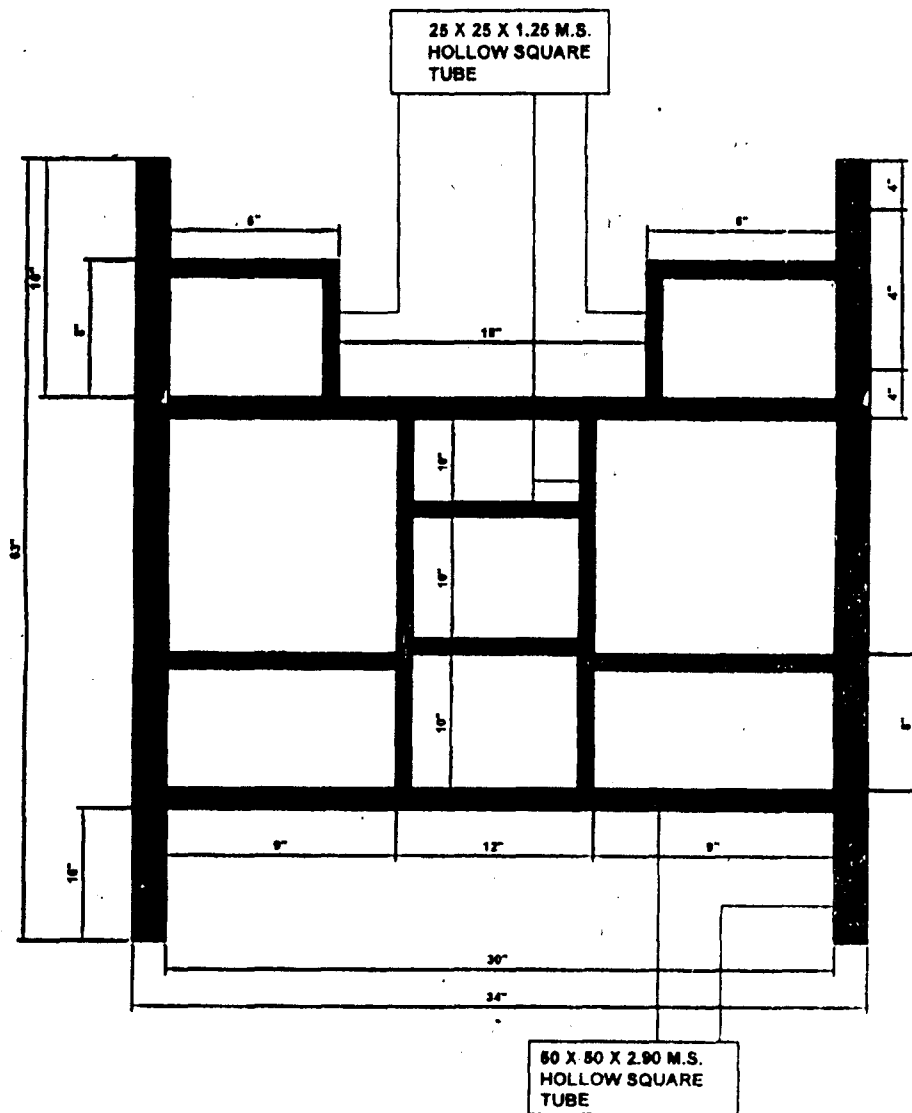
Base

hms

F

12
12

DRAWING, DESIGN AND SPECIFICATIONS OF DOUBLE DECKER COT FOR HOSTEL BOARDERS



FOOT END
(FRAME)

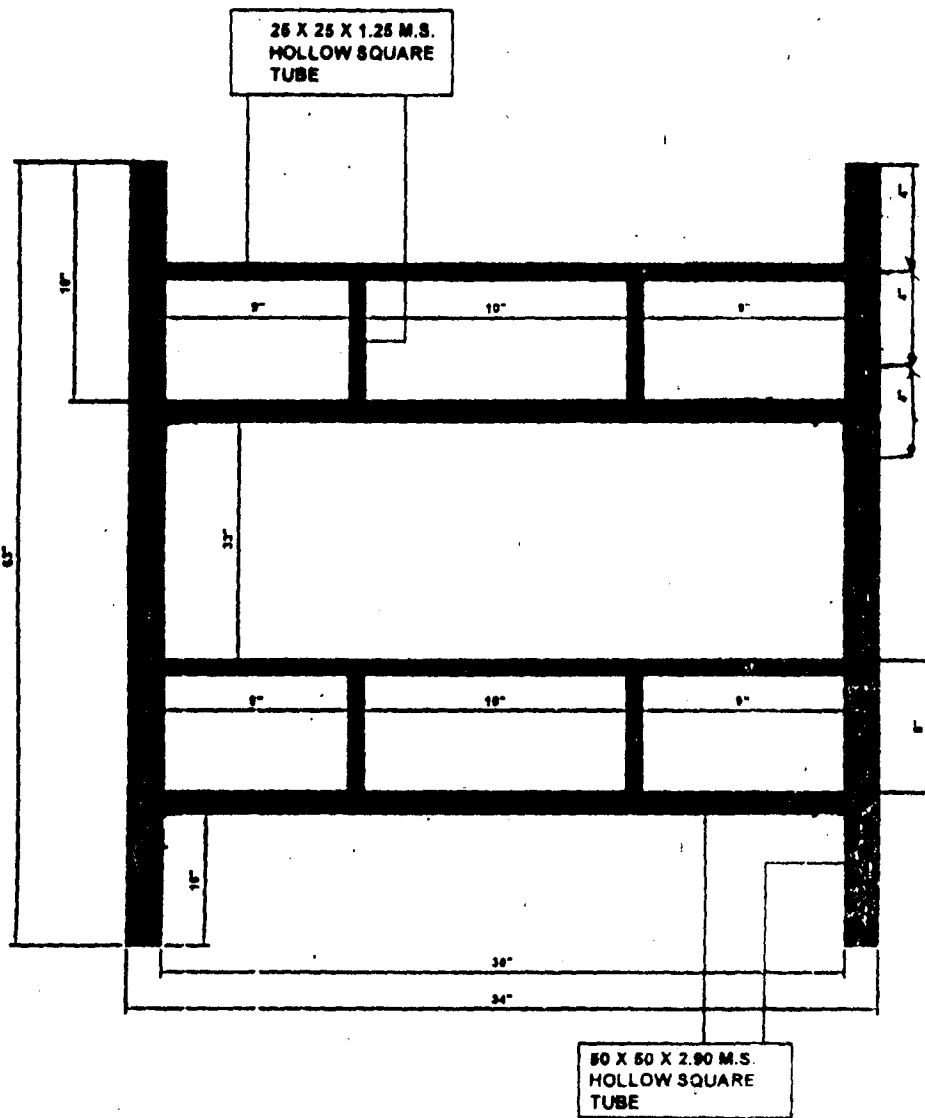
Bho

9

hms

13

**DRAWING, DESIGN AND SPECIFICATIONS OF
DOUBLE DECKER COT FOR HOSTEL BOARDERS**



HEAD END

(FRAME)

Bas

97

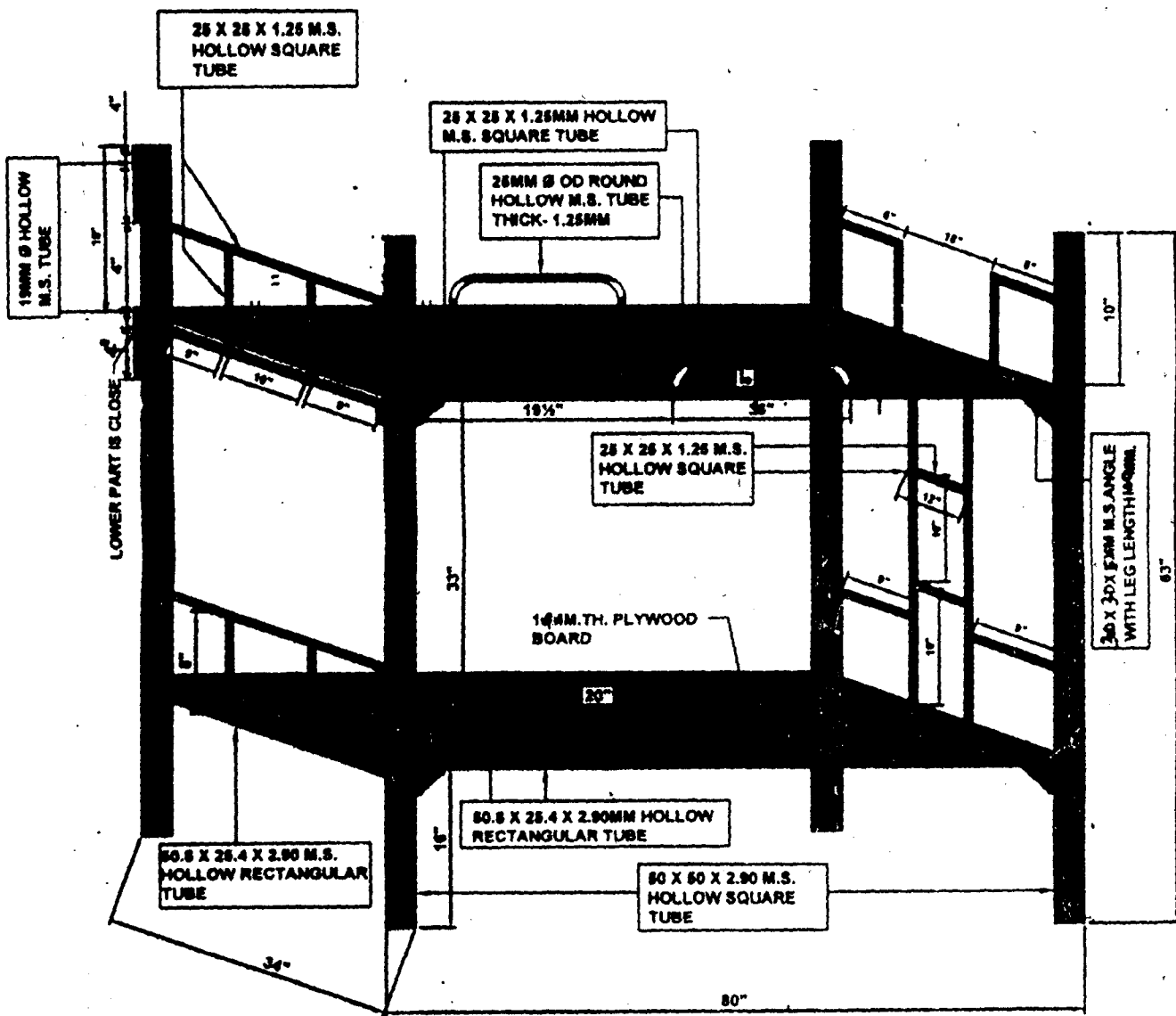
hml

DRAWING, DESIGN AND SPECIFICATIONS OF DOUBLE DECKER COT FOR HOSTEL BOARDERS

ANNEXUR

4

OVERALL SIZE:- 80" (Length) X 34" (Width) X 63" (Height)
BED FRAME :- 75" (Length) X 33" (Width)
14MM THICK PLYWOOD BOARD :- 72" (Length) X 30" (Width)



Prepared by me

Bhu
**Assistant Engineer,
 I.T.D.A., Nilgiri**

[Signature]
 ST & SQ Development and
 Minorities & Backward Classes
 Welfare Department

[Signature]
**Joint Director (I) VC
 EP & M**

15

16

**SPECIFICATION FOR DOUBLE DECKER COT FOR
HOSTEL BOARDERS**

1.	SCOPE	The specification covers designs, dimensions, materials, manufacture and finish of Double Decker Cot for Hostel Boarders upto class 10 th .
2.	MATERIALS	<p>The materials used in different components shall confirm to the quality prescribed in relevant IS specification or equivalent specification.</p> <p>i) Frame – (Head end and foot end) Legs shall be manufactured from 50 X 50 X 2.90 M.S. hollow square tube. Two nos. of tubes joining two legs at each end shall be manufactured from 50 X 50 X 2.90mm M.S. hollow square tube. Other filling tubes shall be made from 25 X 25 X 1.25mm M.S hollow square tube.</p> <p>ii) Bed Frame Shall be manufactured from 50.8 x 25.4 x 2.9 mm hollow rectangular M.S. tube. ✓</p> <p>iii) Stiffener in Bed Frame Shall be made out of 25 x 25 x 1.25 mm M.S. hollow square tube. ✓</p> <p>iv) Ladder Shall be made out of 25 X 25 X 1.25mm M.S. hollow square tube.</p> <p>v) Corner joint (Frame & Bed) Shall be fabricated from 30 x 30 x 5 mm M.S. angle and Square bar of 10mm size.</p> <p>vi) Mosquito net Pole Support Shall be made from 19 mm OD, 1.25 mm thick M.S. Tube.</p> <p>vii) Mosquito Net Pole Shall be made from 13.5 mm OD, 1.25 mm thick M.S. Tube of 3 ft. length .</p> <p>viii) Leg shoes PVC shoes with nominal height 35 mm minimum.</p> <p>ix) Nut & Bolt ISI marked M-12 X 50 mm size galvanized</p> <p>x) Bed ISI marked Ply wood , 19mm thick , conforming to IS: 303 Size – 72" X 30"- 2nos.</p> <p>xi) Side support guard in top bed frame Shall be made from 25mm OD, 1.25 mm thick M.S tube</p>

De. refer a copy of hardware cost to OMTCs only
12/24

Bao

Principal Secretary
ST & SC Development and
Minorities & Backward Classes
Welfare Department

hms

3.	DESIGN AND DIMENSIONS	As per drawing at Annexure - 1,2,3 & 4
		Tolerance on dimensions : -
		i) Linear dimension : ± 5 mm
		ii) Tolerance of Materials - May be referred to relevant materials IS: specification.
4.	MANUFACTURE	<p>Supporting frames at foot and head ends, bed frame and ladder shall be fabricated separately. The bed frame shall be joined to the supporting frames at foot and head ends with the help of two nos. of M-12 X 50mm size galvanized nut bolt at each corner on angular support fabricated out of M.S. Angle 30 x 30 x 5 mm of 100 mm leg length welded to each leg. There should be a ladder shall be fixed to the frame at the foot end with the help of M.S. Square tube 25 x25x1.25 mm. The top end of the M.S. square tube used in each leg shall be closed with the help of M.S. sheet / plate and bottom shall be fixed with PVC shoes. Four nos. of stiffeners made out of 25 x 25 x 1.25 mm M.S. square hollow tube shall be welded in the bed frame at a spacing as mentioned in the drawing for providing support to bed. It should be fixed in such a way that the bed top shall match to bed frame top. Side support guard shall be provided in the top bed frame fabricated from 25mm OD , 1.25 mm thick M.S round pipe as per drawing .</p> <p>Mosquito net provision: On the four corners of the bed, provision shall be made for installing the mosquito net. For this purpose two pieces each of 100 mm length and 19 mm dia M.S. tube shall be welded at a distance of 100 mm on each leg from the top. Lower end of the M.S. tube shall be closed for holding the mosquito net pole of 13.5 mm OD M.S. tube of 3 ft length.</p>
5.	FINISH -	Welding should be all along the joint and finished smooth. All the steel components shall be finished smooth and coated with two coats of synthetic enamel paints as per the colour specified by the purchaser over an application of one coat of metal primer. Painting shall be uniform in colour.



N.B. : The specification should be read with the drawing, design and dimension.

Bwa
Asst. Engineer
I.T.D.A, Nilgiri

hms
Joint Director (I) I/C
EP&M

9
Principal Secretary
ST & SC Development and
Minorities & Backward Classes
Welfare Department

7
14

SPECIFICATION FOR SINGLE BED COT FOR HOSTEL BOARDERS

1.	SCOPE	The specification covers designs, dimensions, materials, manufacture and finish of Single bed Cot for Hostel Boarders upto class 10 th .																		
2.	MATERIALS	<p>The materials used in different components shall conform to the quality prescribed in relevant IS: specification or equivalent specification.</p> <table border="1" style="width: 100%; border-collapse: collapse;"> <tr> <td style="width: 45%;">i) Frame – (Head end and foot end)</td> <td>Leg Shall be manufactured from 50.8 X 25.4 X 2.90 mm. M.S. rectangular tube. Two nos. of Tubes joining two legs at each end shall be manufactured from 50.8 X 25.4 X 2.90mm M.S. rectangular tube. Other filling tubes shall be made from 25 X 25 X 1.25mm M.S square tube.</td> </tr> <tr> <td>ii) Bed Frame</td> <td>Shall be manufactured from 50.8 x 25.4 x 2.9 mm M.S. rectangular tube.</td> </tr> <tr> <td>iii) Stiffener in bed frame</td> <td>Shall be made out of 25 X 25 X 1.25mm M.S. square tube.</td> </tr> <tr> <td>iv) Corner joint (Frame & Bed)</td> <td>Shall be fabricated from 30 x 30 x 5 mm M.S. angle and square bar of 10mm size.</td> </tr> <tr> <td>v) Mosquito net Pole Support</td> <td>Shall be made from 19 mm OD, 1.25 mm thick M.S. round tube.</td> </tr> <tr> <td>vi) Mosquito Net Pole</td> <td>Shall be made from 13.5 mm OD, 1.25 mm thick M.S. round tube of 3feet length.</td> </tr> <tr> <td>vii) Leg shoes</td> <td>PVC shoes with nominal height 35 mm minimum.</td> </tr> <tr> <td>viii) Nut & Bolt.</td> <td>ISI marked M-12 X 50mm size galvanized.</td> </tr> <tr> <td>ix) Bed</td> <td>ISI marked Ply wood , 19mm thick , conforming to IS: 303 size - 72" X 30" - 1No.</td> </tr> </table>	i) Frame – (Head end and foot end)	Leg Shall be manufactured from 50.8 X 25.4 X 2.90 mm. M.S. rectangular tube. Two nos. of Tubes joining two legs at each end shall be manufactured from 50.8 X 25.4 X 2.90mm M.S. rectangular tube. Other filling tubes shall be made from 25 X 25 X 1.25mm M.S square tube.	ii) Bed Frame	Shall be manufactured from 50.8 x 25.4 x 2.9 mm M.S. rectangular tube.	iii) Stiffener in bed frame	Shall be made out of 25 X 25 X 1.25mm M.S. square tube.	iv) Corner joint (Frame & Bed)	Shall be fabricated from 30 x 30 x 5 mm M.S. angle and square bar of 10mm size.	v) Mosquito net Pole Support	Shall be made from 19 mm OD, 1.25 mm thick M.S. round tube.	vi) Mosquito Net Pole	Shall be made from 13.5 mm OD, 1.25 mm thick M.S. round tube of 3feet length.	vii) Leg shoes	PVC shoes with nominal height 35 mm minimum.	viii) Nut & Bolt.	ISI marked M-12 X 50mm size galvanized.	ix) Bed	ISI marked Ply wood , 19mm thick , conforming to IS: 303 size - 72" X 30" - 1No.
i) Frame – (Head end and foot end)	Leg Shall be manufactured from 50.8 X 25.4 X 2.90 mm. M.S. rectangular tube. Two nos. of Tubes joining two legs at each end shall be manufactured from 50.8 X 25.4 X 2.90mm M.S. rectangular tube. Other filling tubes shall be made from 25 X 25 X 1.25mm M.S square tube.																			
ii) Bed Frame	Shall be manufactured from 50.8 x 25.4 x 2.9 mm M.S. rectangular tube.																			
iii) Stiffener in bed frame	Shall be made out of 25 X 25 X 1.25mm M.S. square tube.																			
iv) Corner joint (Frame & Bed)	Shall be fabricated from 30 x 30 x 5 mm M.S. angle and square bar of 10mm size.																			
v) Mosquito net Pole Support	Shall be made from 19 mm OD, 1.25 mm thick M.S. round tube.																			
vi) Mosquito Net Pole	Shall be made from 13.5 mm OD, 1.25 mm thick M.S. round tube of 3feet length.																			
vii) Leg shoes	PVC shoes with nominal height 35 mm minimum.																			
viii) Nut & Bolt.	ISI marked M-12 X 50mm size galvanized.																			
ix) Bed	ISI marked Ply wood , 19mm thick , conforming to IS: 303 size - 72" X 30" - 1No.																			

Done
19.09.2009
AE: STDA
Mgiri.

Done
19/9/09
J. D. D. S. S. S.

3.	DESIGN AND DIMENSIONS	<p>As per drawing at Annexure - I, II, III & IV</p> <p>Tolerance on dimensions :-</p> <table border="1"> <tr> <td data-bbox="673 483 803 542">i)</td> <td data-bbox="803 483 1525 542">Linear dimension : ± 5 mm</td> </tr> <tr> <td data-bbox="673 542 803 637">ii)</td> <td data-bbox="803 542 1525 637">Tolerance of Materials - May be referred to relevant materials IS: specification.</td> </tr> </table>	i)	Linear dimension : ± 5 mm	ii)	Tolerance of Materials - May be referred to relevant materials IS: specification.
i)	Linear dimension : ± 5 mm					
ii)	Tolerance of Materials - May be referred to relevant materials IS: specification.					
4.	MANUFACTURE	<p>Supporting frames at foot and head ends & bed frame shall be fabricated separately. The bed frame shall be joined to the supporting frames at foot and head ends with the help of two nos. of M-12 X 50mm size galvanized nut bolt at each corner on angular support fabricated out of M.S. Angle 30 x 30 x 5 mm of 100 mm leg length welded to each leg. The top joining tube at head end & leg end shall be covered completely on the vertical legs and open end of the same tube shall be closed with the help of M.S. sheet / plate and bottom of the legs shall be fitted with P.V.C. shoes. Three nos. of stiffeners made out of 25 x 25 x 1.25 mm M.S. square tube shall be welded in the bed frame at a spacing as mentioned in the drawing for providing support to bed. It should be fixed in such a way that the bed top shall match to bed frame top.</p> <p>Mosquito net provision: On the four corners of the bed, provision shall be made for installing the mosquito net. For this purpose two pieces each of 100 mm length and 19 mm dia M.S. round tube shall be welded at a distance of 100 mm on each leg from the top. Lower end (Bottom) of the M.S. round tube shall be closed for holding the mosquito net pole of 13.5 mm OD M.S. round tube of 3 feet length.</p>				
5.	FINISH -	<p>Welding should be all along the joint and finished smooth. All the steel components shall be finished smooth and coated with two coats of synthetic enamel paints as per the colour specified by the purchaser over an application of one coat of metal primer. Painting shall be uniform in colour.</p>				

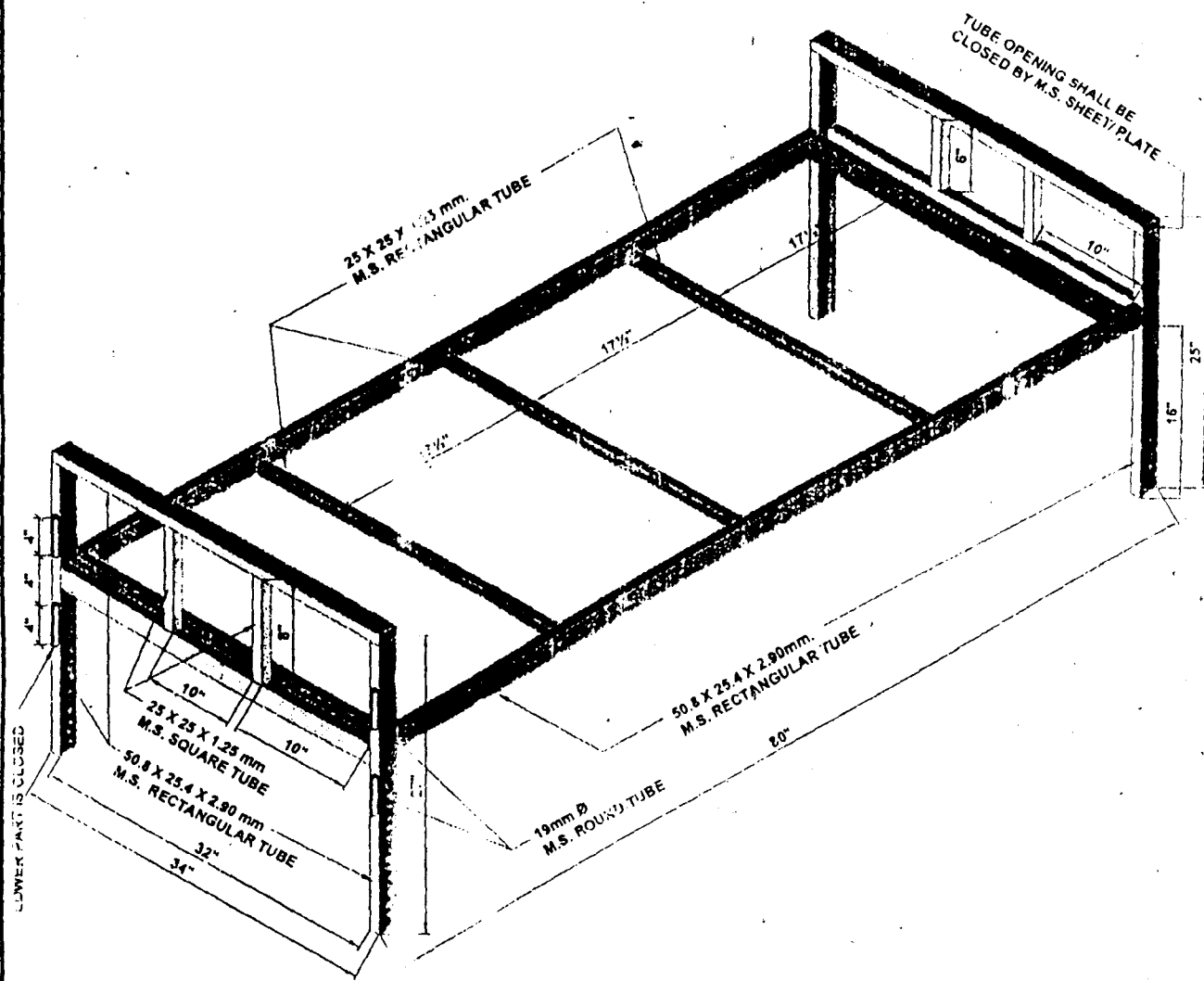
N.B. : The specification should be read with the drawing, design and dimension.

Bue
19.09.2009
Asst. Engineer
I.T.D.A, Nilgiri

hms
19/9/09
Joint Director (I) I/C
EP&M

DRAWING DESIGN AND SPECIFICATION OF SINGLE BED COT FOR HOSTEL BOARDERS

OVERALL SIZE:- 80" (Length) X 34" (Width) X 27" (Height)
BED FRAME :- 75" (Length) X 33" (Width)
19MM THICK PLY WOOD BOARD :- 72" (Length) X 30" (Width)



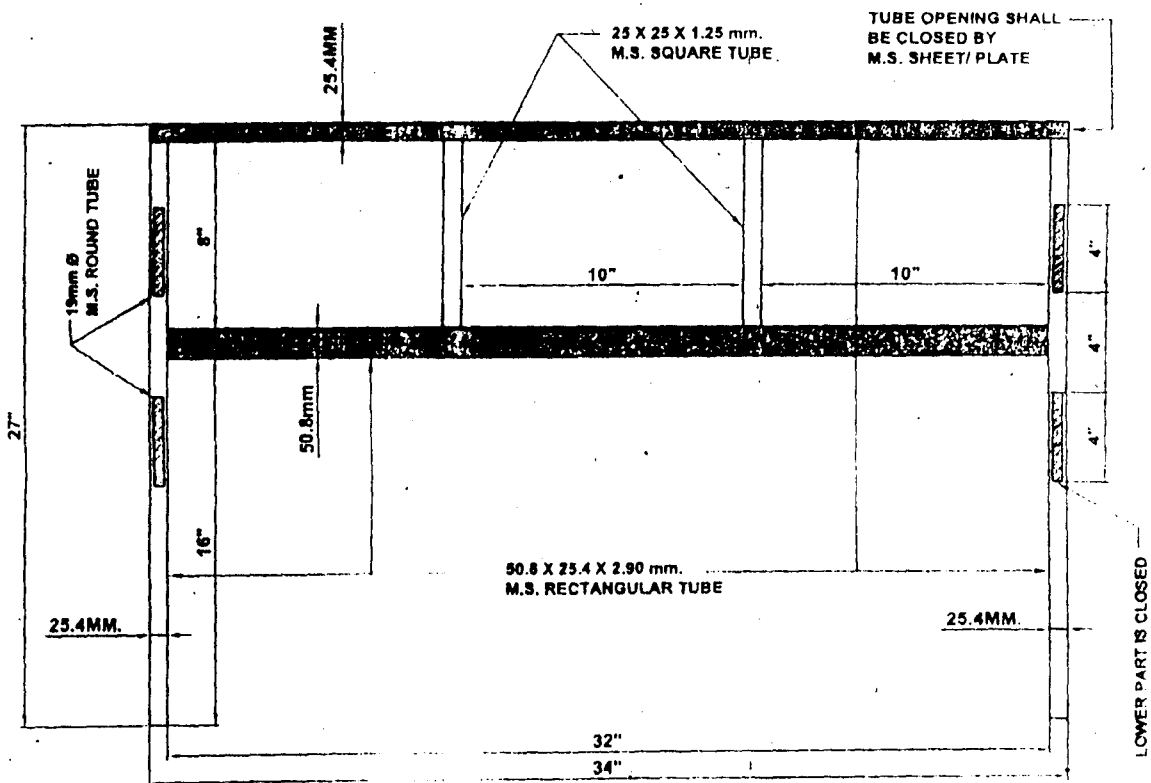
Prepared by me

Prepared by me
19.09.2009
Assistant Engineer,
I.T.D.A., Nilgiri

[Signature]
19/9/09
Joint Director (I) / IC
EP & M

DRAWING, DESIGN AND SPECIFICATION OF SINGLE BED COT FOR HOSTEL BOARDERS

ANNEXURE - II



(HEAD END)

Prepared by me

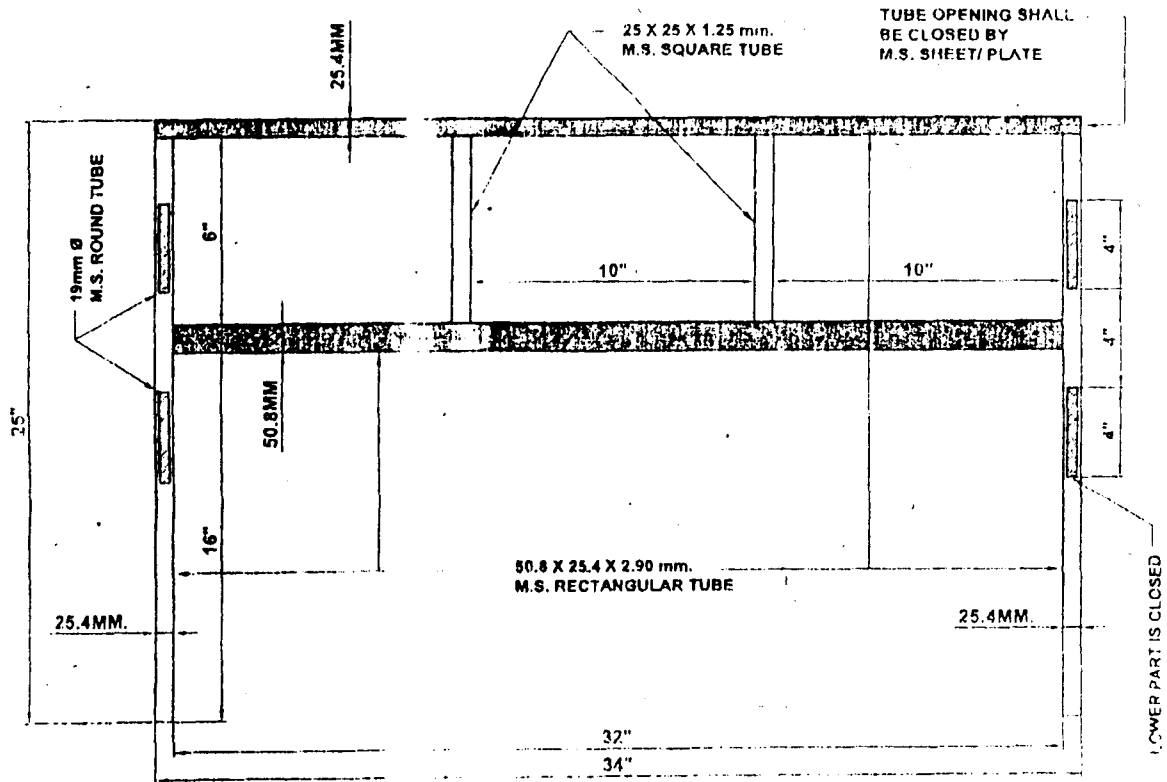
Bho
19.09.2009
Assistant Engineer,
I.T.D.A., Nilgiri

hmd
19/9/09
Joint Director (I) I/C
EP & M

DRAWING, DESIGN AND SPECIFICATION OF
SINGLE BED COT FOR HOSTEL BOARDERS

ANNEXURE - III

10



(FOOT END)

Prepared by me

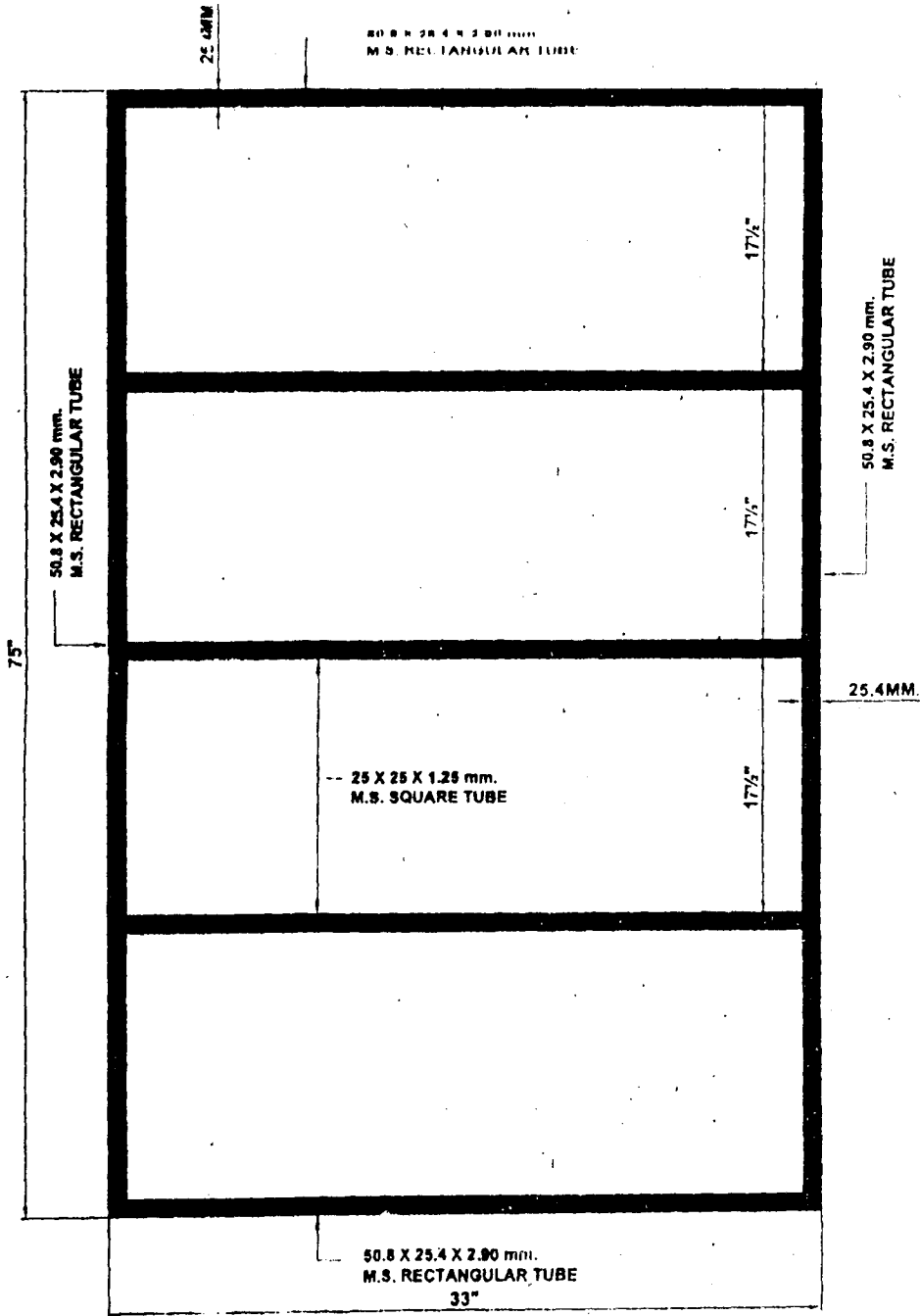
Bue
19.09.2009
Assistant Engineer,
I.T.D.A., Nilgiri

[Signature]
19/9/09
Joint Director (I) /IC
EP & M

12

DRAWING, DESIGN AND SPECIFICATION OF SINGLE BED COT FOR HOSTEL BOARDERS

ADDITIONAL



(BED FRAME TOP VIEW)

Prepared by me

Rae
19.09.2009
Assistant Engineer,
I.T.D.A., Nilgiri

hml
19/9/09
Joint Director (I) I/C
EP & M